









# How to say the Phase 5 sounds

At Phase 5, children learn alternative graphemes for sounds introduced in Phases 2 and 3.





## Sounds introduced in Phase 2




Grapheme and mnemonic	Pronunciation phrase	Phase 5 Graphemes
	Show your teeth and let the <b>s</b> hiss out <b>ssssss ssssss</b>	<b>c se ce st sc</b> <b>ice, mouse, fence, whistle, science</b>
	Open your lips a bit; put your tongue behind your teeth and make the <b>nnnnn</b> sound <b>nnnnn</b>	<b>kn gn</b> <b>knee, gnaw</b>
	Put your lips together and make the <b>mmmmm</b> sound <b>mmmmm</b>	<b>mb</b> <b>thumb</b>
	Open your mouth into a little smile; make your tongue flat and move it up towards the top of your mouth to say <b>c c c</b>	<b>ch</b> <b>school</b>
	Show me your teeth to make a <b>rrrr</b> sound <b>rrrrr</b>	<b>wr</b> <b>wrist</b>
	Open your lips a little; put your teeth on your bottom lip and push the air out to make the sound <b>ffff ffff</b>	<b>ph</b> <b>phone</b>
	Open your mouth a little; put your tongue up to the top of your mouth, behind your teeth, and press <b>llll llll</b>	<b>le al</b> <b>apple metal</b>
	Pucker your lips and show your teeth; use your tongue as you say <b>jjj</b>	<b>g dge ge</b> <b>giant bridge large</b>
	Put your teeth against your bottom lip and make a buzzing sound <b>vvvv vvvv</b>	<b>ve</b> <b>give</b>





Grapheme and mnemonic	Pronunciation phrase	Phase 5 Graphemes
	Pucker your lips and keep them small as you say <b>w w w</b>	<b>wh</b> <b>wheel</b>
	Show me your teeth and buzz the <b>z</b> sound <b>zzzzz zzzzz</b>	<b>se ze</b> <b>cheese</b> <b>freeze</b>
	Pucker your lips and show your teeth; use your tongue as you say <b>ch ch ch</b>	<b>tch ture*</b> <b>match</b> <b>adventure</b>
	Show me your teeth and push the air out <b>shshshshshsh</b>	<b>ch ti ssi si ci</b> <b>chef, potion,</b> <b>mission,</b> <b>mansion,</b> <b>delicious</b>
	Open your mouth wide and say <b>e e e</b>	<b>ea</b> <b>head</b>
	Pull your lips back and make the <b>i</b> sound at the back of your mouth <b>iii</b>	<b>y</b> <b>crystal</b>
	Make your mouth into a round shape and say <b>o o o</b>	<b>a</b> <b>want</b>
	Open your mouth wide and say <b>u u u</b>	<b>o-e o ou</b> <b>some</b> <b>mother</b> <b>young</b>



\*Note that the pronunciation of 'ture' has a slight schwa sound at the end.

## Sounds introduced in Phase 3

Grapheme	Catchphrase	Pronunciation phrase	Phase 5 Graphemes
ai	 <p>tail in the rain</p>	Open your mouth wide and say <b>ai ai ai</b>	ay a a-e eigh aigh ey ea  <b>play, paper, make            eight, straight            grey, break</b>
ee	 <p>sheep in a jeep</p>	Smile with your lips apart and say <b>ee ee ee</b>	ea e e-e ie y ey  <b>beach, he, these,            shield, funny, donkey</b>
igh	 <p>a light in the night</p>	Open your mouth in a relaxed way and say <b>igh igh igh</b>	ie i i-e y  <b>pie, tiger, time, fly</b>
oa	 <p>soap that goat</p>	Make an 'o' with your mouth and say <b>oa oa oa</b>	o o-e ou oe ow  <b>cold, home, toe,            shoulder, snow</b>

Grapheme	Catchphrase	Pronunciation phrase	Phase 5 Graphemes
oo	 <p>zoom to the moon</p>	<p>Open your mouth just a bit, put your hand on your tummy, pull your tummy in and say <b>oo oo oo</b></p>	<p><b>ue</b> <b>u-e</b> <b>ew</b> <b>ou</b> <b>ui</b></p> <p><b>blue, rude, chew, soup, fruit</b></p>
yoo		<p>Pucker your lips and keep them small as you say <b>yoo yoo yoo</b></p>	<p><b>ue</b> <b>u</b> <b>u-e</b> <b>ew</b></p> <p><b>unicorn, rescue, cute, new</b></p>
oo	 <p>hook a book</p>	<p>Open your mouth just a bit, put your hand on your tummy, pull your tummy in and say <b>oo oo oo</b></p>	<p><b>u*</b> <b>oul</b></p> <p><b>put</b> <b>would</b></p>
ar	 <p>march in the dark</p>	<p>Open your mouth wide, push your tongue down and say <b>ar ar</b></p>	<p><b>a*</b> <b>al*</b></p> <p><b>father</b> <b>half</b></p>

Grapheme	Catchphrase	Pronunciation phrase	Phase 5 Graphemes
or	 <p>born with a horn</p>	Make an 'o' with your mouth, push your tongue down and say <b>or or or</b>	<b>aw</b> <b>au</b> <b>aur</b> <b>oor</b> <b>al</b> <b>a</b> <b>oar</b> <b>ore</b> <b>claw, author, dinosaur,</b> <b>floor, walk, water,</b> <b>daughter, pour, oar, more</b>
ur	 <p>curl the fur</p>	Open your mouth in a relaxed way, push your tongue down and say <b>ur ur ur</b>	<b>er</b> <b>ir</b> <b>or</b> <b>herb</b> <b>bird</b> <b>word</b>
ow	 <p>wow owl</p>	Open your mouth wide then move your lips together as you say <b>ow ow ow</b>	<b>ou</b> <b>cloud</b>
oi	 <p>boing boing</p>	Make an 'o' with your mouth then move your lips out as you say <b>oi oi oi</b>	<b>oy</b> <b>boy</b>

Grapheme	Catchphrase	Pronunciation phrase	Phase 5 Graphemes
ear	 <p>get near to hear</p>	Smile with your lips apart, push your tongue to your teeth as you say <b>ear ear ear</b>	<b>ere</b> <b>ear</b>  <b>here</b> <b>dear</b>
air	 <p>chair in the air</p>	Open your mouth wide, push your tongue down as you say <b>air air air</b>	<b>are</b> <b>ere</b> <b>ear</b>  <b>share</b> <b>there</b> <b>bear</b>
zh		Pucker your lips and show your teeth; push the air over your tongue as you say <b>zh zh</b>	<b>su</b> <b>si</b>  <b>treasure</b> <b>vision</b>

\*depending on regional accent